

Corotop Ultra



Roof underlayment

Highly vapour-permeable, three-layer roof membrane made of functional film protected on both sides with polypropylene non-woven fabric. The product is highly resistant not only to mechanical damages, but also unfavourable weather conditions including UV-rays and high temperatures. Available with 40 mm wide adhesive strips.

Advantages

- ✓ protects the thermal insulation against damping
- ✓ highly resistant to any damages
- ✓ minimises heat loss
- ✓ reduces CO₂ emissions to the atmosphere

Application

- ✓ for extremely low roof pitches
- ✓ on roofs with full or part-boarding
- ✓ initial covering of inclined roofs, insulated, ventilated
- ✓ under most types of roof coverings, in particular under concrete



High resistance to water penetration



High vapour permeability



Three layer construction



Energy saving



Conformité Européenne

Characteristics


Material	polypropylene
Number of layers	3
Mass per unit area	220 g/m ² ± 8%
Colour	anthracite
Width	1,5 m
Length	50 m
Reaction on fire	class E
Resistance to water penetration	class W1
Resistance to water penetration after artificial aging	class W1
Water vapor diffusion (Sd)	0,02 m
Tensile strength (along)	500 N / 50 mm
Tensile strength (across)	350 N / 50 mm
Elongation (along)	75 %
Elongation (across)	100 %
Tear resistance MD (along)	280 N
Tear resistance CD (across)	400 N

Resistance to artificial aging associated with mechanical properties:

Tensile strength (along)	400 N/ 50 mm
Tensile strength (across)	280 N/ 50 mm
Elongation (along)	50 %
Elongation (across)	85 %
Flexibility at low temperature	≥ -40°C
Alignment	requirements met
Stability of dimensions	< 2%
Temperature resistance	-40 to +80°C

Meet the requirements: EN 13859-1:2010, EN 13859-2:2010


Installation




1. Unfold the membrane parallel to the eaves with the inscriptions upwards.



2. Tension the membrane lightly and fix to the rafter with staples or wide head nails (roofing nails).



3. Nail the counter-battens in such a way as to cover the points of the membrane punctured with staples or roofing nails. In order to seal the membrane, it is recommended (in case of roofs with pitches below 20° it is required) to apply Corotop Pur tape on the pressure side of the membrane before installing a counter-batten. The height of counter-battens must be selected according to DIN 4108-3:1996.



4. Further membrane strips should be installed with a suitable overlap, according to the imprint on the membrane.



5. In order to eliminate draughts in the roof baffle, it is recommended (in case of roofs with pitches below 20° it is required) to bond the membrane overlaps with the Corotop Mix tape.

Packaging

Rolls/square per pallet (rol/m²): 20/ 1500

Pallet dimension: length × width × height (m): 1,20 x 0,80 x 1,60

Storage

The rolls should be stored in an upright position under cover, ventilated, free from moisture place. Protect from chemical detergents, high temperatures and sunlight, as they are diminishing technical parameters of the material or cause permanent damage. The rolls must be transported in covered means of transport, protected from damage.