

Corotop Strong



Roof underlayment

Highly vapour-permeable, three-layer roof membrane made of a functional film protected on both sides with polypropylene non-woven fabric. It provides resistance to water penetration and regulates the flow of water vapour through the roof system. Available with 40 mm wide adhesive strips.

Advantages

- ✓ protects the thermal insulation against moisture
- ✓ minimises heat loss
- ✓ reduces energy consumption
- ✓ reduces CO₂ emissions to the atmosphere

Application

- ✓ for roofs with open and full sheathing
- ✓ as initial covering of sloped, insulated, ventilated roofs
- ✓ for most types of roofing, in particular concrete tiles and steel roofing tiles
- ✓ as air barrier in the siding method



High resistance to water penetration



High vapour permeability



Three layer construction



Energy saving



Conformité Européenne


Characteristics

Material	polypropylene
Number of layers	3
Mass per unit area	160 g/m ² ±6%
Colour	beige, white
Width	1,5 m
Length	50 m
Reaction on fire	class E
Resistance to water penetration	class W1
Resistance to water penetration after artificial aging	class W1
Water vapor diffusion (Sd)	0,02 m
Tensile strength (along)	380 N / 50 mm
Tensile strength (across)	280 N / 50 mm
Elongation (along)	75 %
Elongation (across)	120 %
Tear resistance MD (along)	200 N
Tear resistance CD (across)	275 N

Resistance to artificial aging associated with mechanical properties:	
Tensile strength (along)	310 N / 50 mm
Tensile strength (across)	225 N / 50 mm
Elongation (along)	50 %
Elongation (across)	80 %
Flexibility at low temperature	≥-40°C
Alignment	requirements met
Stability of dimensions	< 2%
Temperature resistance	-40 to +80°C

Meet the requirements: EN 13859-1:2010, EN 13859-2:2010


Installation




1. Unfold the membrane parallel to the eaves with the inscriptions upwards.



2. Tension the membrane lightly and fix to the rafter with staples or wide head nails (roofing nails).



3. Nail the counter-battens in such a way as to cover the points of the membrane punctured with staples or roofing nails. In order to seal the membrane, it is recommended (in case of roofs with pitches below 20° it is required) to apply Corotop Pur tape on the pressure side of the membrane before installing a counter-batten. The height of counter-battens must be selected according to DIN 4108-3:1996.



4. Further membrane strips should be installed with a suitable overlap, according to the imprint on the membrane.



5. In order to eliminate draughts in the roof baffle, it is recommended (in case of roofs with pitches below 20° it is required) to bond the membrane overlaps with the Corotop Mix tape.

Packaging

Rolls/square per pallet (rol/m²): 24/ 1800

Pallet dimension: length × width × height (m): 1,20 x 0,80 x 1,60

Storage

The rolls should be stored in an upright position under cover, ventilated, free from moisture place. Protect from chemical detergents, high temperatures and sunlight, as they are diminishing technical parameters of the material or cause permanent damage. The rolls must be transported in covered means of transport, protected from damage.